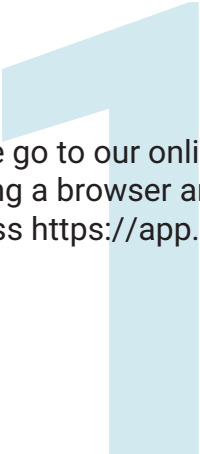
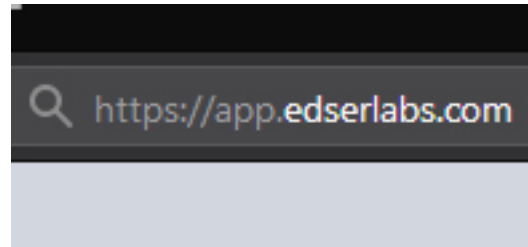


Manual to Pause and Resume Orders

This Manual will tell you how to
Pause and Resume Orders
from your client portal.





Please go to our online APP by
opening a browser and entering the
address <https://app.edserlabs.com>.



EDSER®

Please Sign In

Username 

Password 

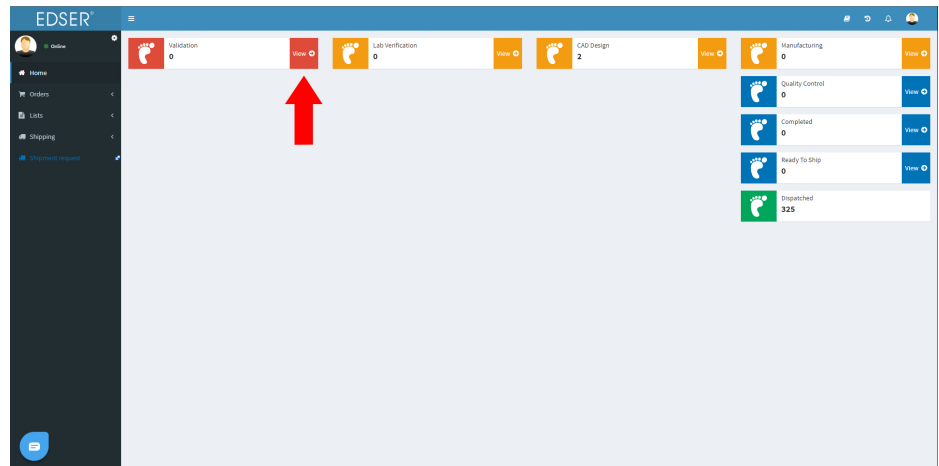
Login

[Did you forget your login data?](#)

Enter your credentials to log in.

2

Click on "View" in the Validation section. Orders can only be paused if they are in validation.



EDSER®

Orders

Validation

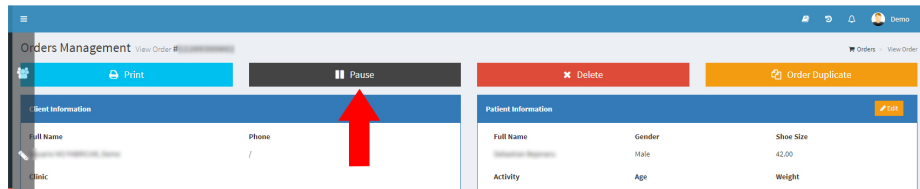
ORDER	CLIENT
212511-00000000000000000000	Demo
212511-00000000000000000000	Demo
212511-00000000000000000000	Demo
212511-00000000000000000000	Demo
212511-00000000000000000000	Demo
212511-00000000000000000000	Demo
212511-00000000000000000000	Demo
212511-00000000000000000000	Demo
212511-00000000000000000000	Demo
212511-00000000000000000000	Demo
212511-00000000000000000000	Demo
212511-00000000000000000000	Demo
212511-00000000000000000000	Demo
212511-00000000000000000000	Demo
212511-00000000000000000000	Demo




Select the order to Pause.
Paused orders will be marked
with a yellow exclamation
mark.

4

Once inside the order, click on the black button that says Pause (at the top of the order).



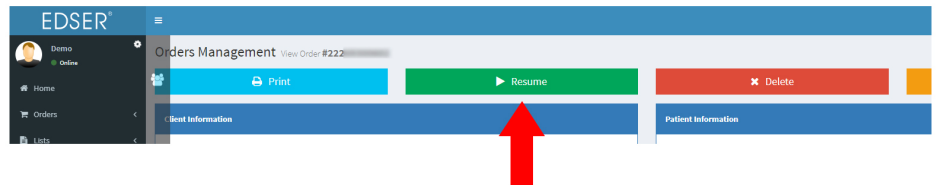
Are you sure that you want to **pause** the process of the order #222 [REDACTED] ?



Click Pause to Confirm.

6

To Resume an order, follow same steps as to pause it, to click on the green button that says Resume.



EDSER[®]